



## 20-Year Warranty

Great news! Your POLYWOOD warranty is already activated, no need to send anything in. Located on the bottom of each item is a sticker with a serial number. **Please keep this number for your records.**

View our full warranty:  
[polywood.com/warranty](https://polywood.com/warranty)



## Cleaning Tips

### For a Quick Clean:

Simply wipe down with soap and water.

### For a Deep Clean:

Wipe on  $\frac{1}{3}$  bleach and  $\frac{2}{3}$  water solution with a clean cloth and let it sit on the lumber for a few minutes (this will not affect the color). Then, loosen any dirt and debris that may catch in surface grooves with a soft bristle brush; hose down to rinse.

### For a High-Power Clean:

Use a pressure power washer (not exceeding 1,500 psi) to spray off dirt and debris. Apply a  $\frac{1}{3}$  bleach and  $\frac{2}{3}$  water solution and scrub with a soft bristle brush. Hose down to rinse.

# POLYWOOD®

## Assembly Instructions



## FDT37WL

### Farmhouse 37''

[polywood.com](https://polywood.com)

# Thank You

Thank you for choosing POLYWOOD!  
We hope your new furniture helps create a gathering place for you and your loved ones to enjoy for many years to come!



## Join the POLYWOOD Community

Sign up at:  
[polywood.com/welcome](https://polywood.com/welcome)

You'll be the first to hear about new product launches, giveaways, special offers, and more!



## We're Always Here For You

If you have questions regarding assembly instructions, warranty claims, or missing parts, please visit our Help Center at  
[help.polywood.com](https://help.polywood.com)



## Watch & Learn

For assembly tips and videos visit:  
[polywood.com/assembly](https://polywood.com/assembly)

## Share Your Space

We love to see your furniture at home — share a photo or video and tag us for your chance to be featured!

#polywood



@POLYWOOD



[pinterest.com/polywood](https://pinterest.com/polywood)



[youtube.com/polywood](https://youtube.com/polywood)



[facebook.com/polywoodoutdoor](https://facebook.com/polywoodoutdoor)

Join thousands of fans in our  
Outdoor Living Community!  
[facebook.com/groups/polywoodoutdoorliving](https://facebook.com/groups/polywoodoutdoorliving)

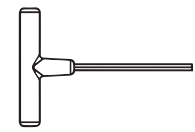


## Did You Know?


Our long-lasting furniture is made using plastics that could otherwise pollute oceans and overwhelm landfills — and it can also be recycled when the time comes. Better for the planet, better for all.

Learn more about our story:  
[genuinePOLYWOOD.com](https://genuinePOLYWOOD.com)

## TOOLS

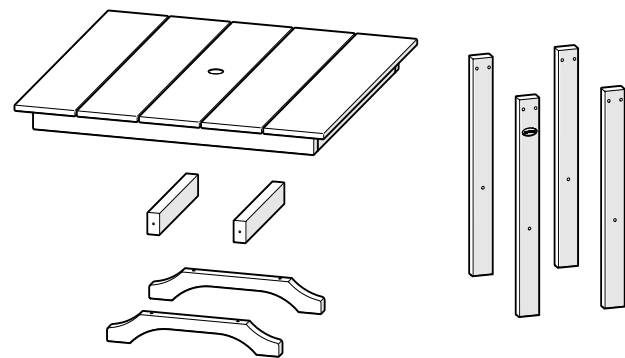


4mm T-handle  
hex key (included)

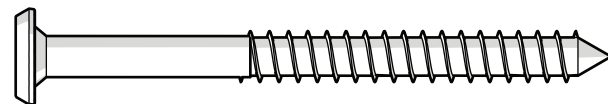


3/8" wrench  
(not included)

## PARTS

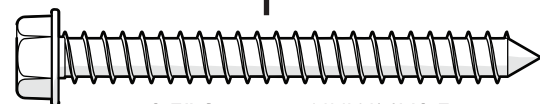


**A** x 8



3" Screw — H.27X3

**B** x 8

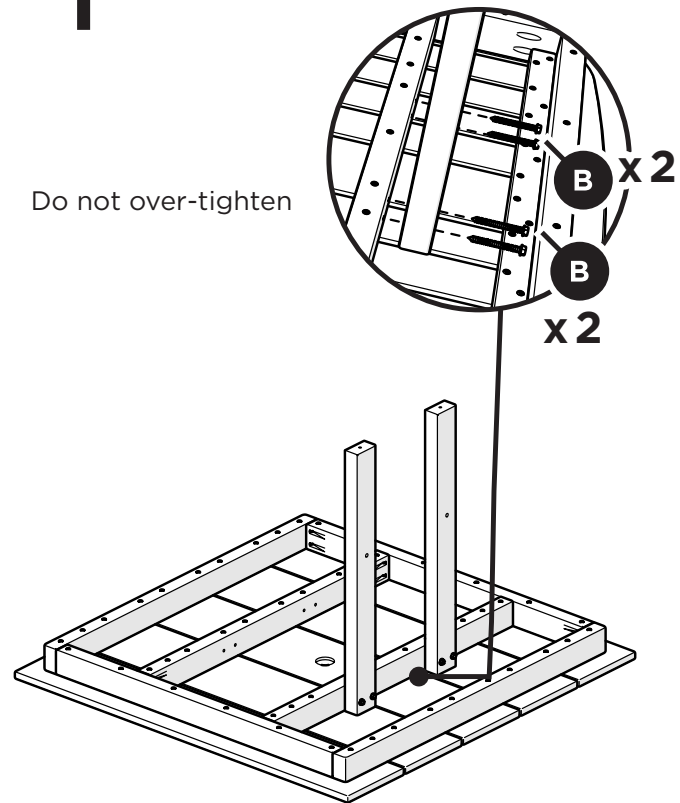


2.5" Screw — HHW14X2.5

Something missing?  
Visit [help.polywood.com](http://help.polywood.com)

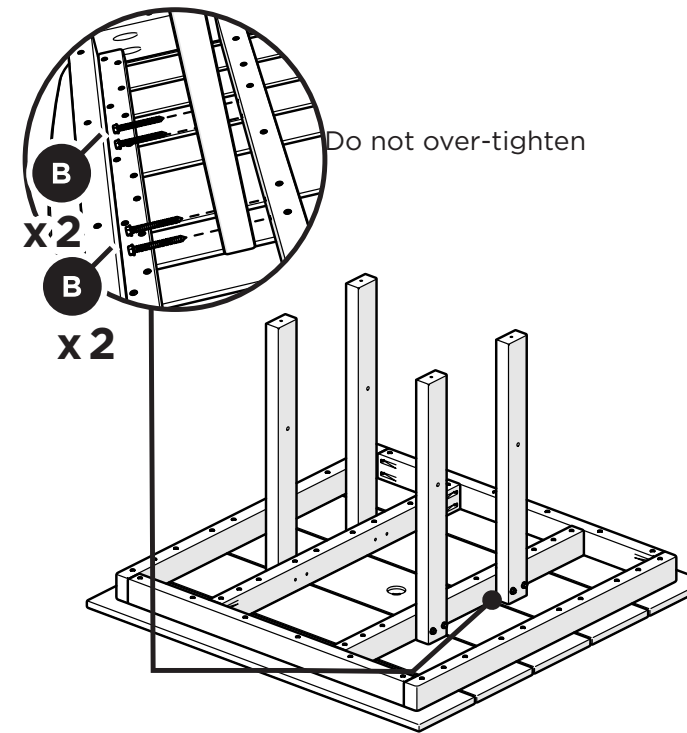
1

Do not over-tighten

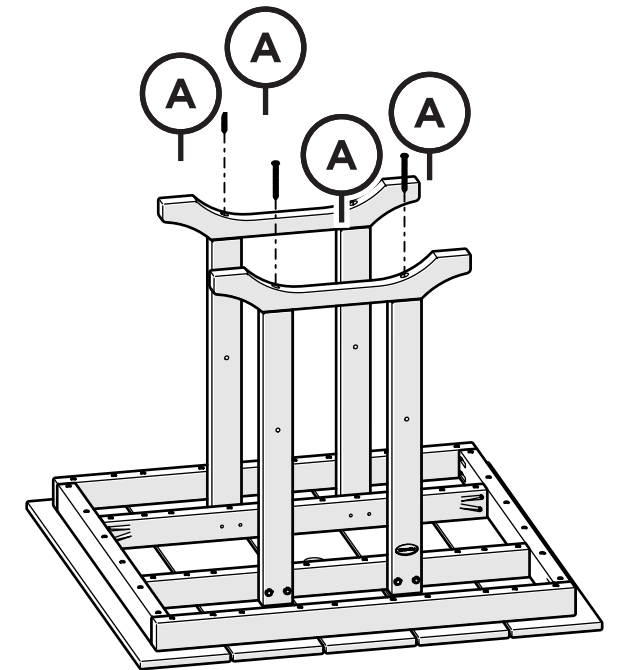


2

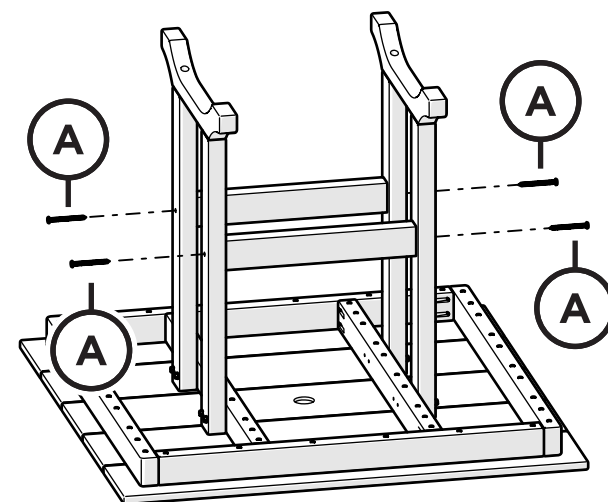
Do not over-tighten




3



4




Remove protective plastic  
film from the logo medallion.



POLYWOOD

# POLYWOOD®

## Assembly Instructions



Remove protective plastic film from the logo medallion.

**NO ASSEMBLY REQUIRED**

# DJ475D200

Savannah Dining  
Arm Chair



## 20-Year Warranty

Great news! Your POLYWOOD warranty is already activated, no need to send anything in. Located on the bottom of each item is a sticker with a serial number. **Please keep this number for your records.**

View our full warranty:  
[polywood.com/warranty](http://polywood.com/warranty)



## Cleaning Tips

### For a Quick Clean:

Simply wipe down with soap and water.

### For a Deep Clean:

Wipe on  $\frac{1}{3}$  bleach and  $\frac{2}{3}$  water solution with a clean cloth and let it sit on the lumber for a few minutes (this will not affect the color). Then, loosen any dirt and debris that may catch in surface grooves with a soft bristle brush; hose down to rinse.

### For a High-Power Clean:

Use a pressure power washer (not exceeding 1,500 psi) to spray off dirt and debris. Apply a  $\frac{1}{3}$  bleach and  $\frac{2}{3}$  water solution and scrub with a soft bristle brush. Hose down to rinse.

# Thank You

Thank you for choosing POLYWOOD!  
We hope your new furniture helps create a  
gathering place for you and your loved ones  
to enjoy for many years to come!

---



## Join the POLYWOOD Community

Sign up at:  
**[polywood.com/welcome](http://polywood.com/welcome)**

You'll be the first to hear about new product  
launches, giveaways, special offers, and more!



## We're Always Here For You

If you have questions regarding assembly  
instructions, warranty claims, or missing parts,  
please visit our Help Center at  
**[help.polywood.com](http://help.polywood.com)**



## Watch & Learn

For assembly tips and videos visit:  
**[polywood.com/assembly](http://polywood.com/assembly)**

## Share Your Space

We love to see your furniture at home  
— share a photo or video and tag us  
on Instagram or Facebook for your  
chance to be featured!

**#polywood**



**@POLYWOOD**



**[pinterest.com/polywood](https://pinterest.com/polywood)**




**[youtube.com/polywood](https://youtube.com/polywood)**



**[facebook.com/polywoodoutdoor](https://facebook.com/polywoodoutdoor)**

Join thousands of fans in our  
Outdoor Living Community!  
**[facebook.com/groups/polywoodoutdoorliving](https://facebook.com/groups/polywoodoutdoorliving)**

---



## Did You Know?

Our long-lasting furniture is made using  
plastics that could otherwise pollute oceans  
and overwhelm landfills — and it can also be  
recycled when the time comes. Better for  
the planet, better for all.

Learn more about our story:  
**[genuinePOLYWOOD.com](http://genuinePOLYWOOD.com)**