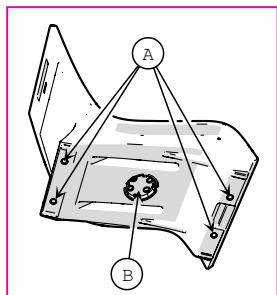


POLYWOOD®

Assembly Instructions

TSO34

Laguna In-Pool Chair



CAUTION!

Do not attempt to lift or flip products by yourself.

Products or components may be heavy or awkward to handle, and may result in injury to persons or damage to property if not lifted properly.

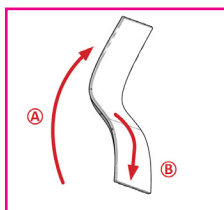
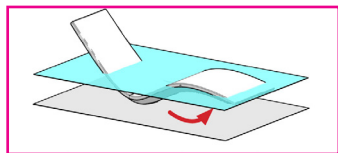
When In-Pool Products are placed on tanning ledges in swimming pools, holes in the products will allow water inside that will consequently make the chaise or chair more stable.

Please allow a few minutes for this process to be completed.

HOLES (A) ARE FOR DRAINING

DO NOT REMOVE THE WHITE PLUGS (B) UNDER THE CHAISE

FOR USE IN WATER



These products are suitable for use in or out of the water. Water depth should not exceed 9".

If the foot of the chaise lounge floats, it is probably due to the weight ballast having shifted inside the chaise.

You must therefore (A) lift the chaise upright by the backrest to (B) enable the weight ballast to move back to the foot of the chaise.



20-Year Warranty

Great news! Your POLYWOOD warranty is already activated, no need to send anything in. Located on the bottom of each item is a sticker with a serial number. **Please keep this number for your records.**

View our full warranty:
polywood.com/warranty



Cleaning Tips

For a Quick Clean:

Simply wipe down with soap and water.

For a Deep Clean:

Wipe on $\frac{1}{3}$ bleach and $\frac{2}{3}$ water solution with a clean cloth and let it sit on the lumber for a few minutes (this will not affect the color). Then, loosen any dirt and debris that may catch in surface grooves with a soft bristle brush; hose down to rinse.

For a High-Power Clean:

Use a pressure power washer (not exceeding 1,500 psi) to spray off dirt and debris. Apply a $\frac{1}{3}$ bleach and $\frac{2}{3}$ water solution and scrub with a soft bristle brush. Hose down to rinse.

Thank You

Thank you for choosing POLYWOOD!
We hope your new furniture helps create a
gathering place for you and your loved ones
to enjoy for many years to come!



Join the POLYWOOD Community

Sign up at:
polywood.com/welcome

You'll be the first to hear about new product
launches, giveaways, special offers, and more!



We're Always Here For You

If you have questions regarding assembly
instructions, warranty claims, or missing parts,
please visit our Help Center at
help.polywood.com



Watch & Learn

For assembly tips and videos visit:
polywood.com/assembly

Share Your Space

We love to see your furniture at home
— share a photo or video and tag us
on Instagram or Facebook for your
chance to be featured!

#polywood



@POLYWOOD



pinterest.com/polywood



youtube.com/polywood



facebook.com/polywoodoutdoor

Join thousands of fans in our
Outdoor Living Community!
facebook.com/groups/polywoodoutdoorliving



Did You Know?

Our long-lasting furniture is made using
plastics that could otherwise pollute oceans
and overwhelm landfills — and it can also be
recycled when the time comes. Better for
the planet, better for all.

Learn more about our story:
genuinePOLYWOOD.com