



POLYWOOD

Assembly Instructions



Having Trouble?

If you have questions or concerns regarding assembly instructions or missing parts, please contact us at (833) 665-6300 or email support@polywoodoutdoor.com



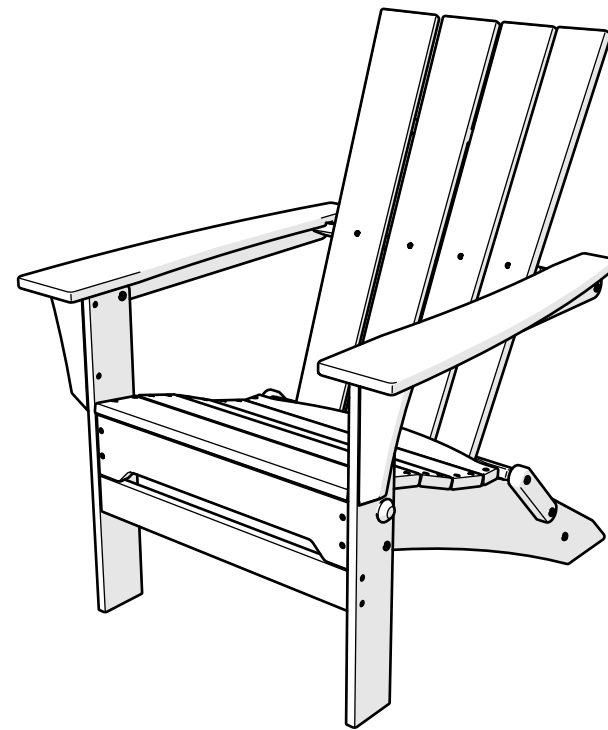
Share your space

We love to see where our furniture ends up — snap a pic and share it on Instagram or Facebook!
#polywood



Watch & Learn

For assembly videos and more, visit [youtube.com/polywood](https://www.youtube.com/polywood)



QNA110 Quattro Folding Adirondack Chair

20-Year Warranty

To view our full warranty, please visit polywoodoutdoor.com/warranty

Easily register your product using one of the methods below:


Text POLYWOOD to 71403
Receive a link to register online

— or —

Register on our website
register.polywoodoutdoor.com

— or —

Send a Picture
Take a photo of the icon below and text it to 71403 (US only)



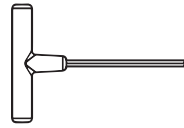
Cleaning Tips

Even POLYWOOD gets dirty — here are some ways to help keep it clean:

For a quick clean:
Simply wipe down with soap and water.

For a deeper clean:
You'll need:
» 1/3 bleach and 2/3 water solution
» clean cloth
» soft bristle brush
Wipe on solution with your cloth and let it sit on the lumber for a few minutes (this will not affect the color). Then, loosen any dirt and debris that may catch in surface grooves with a soft bristle brush; hose down to rinse.

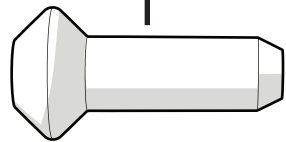
TOOLS



4mm T-handle
hex key (included)

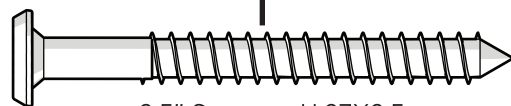
PARTS

A x 2



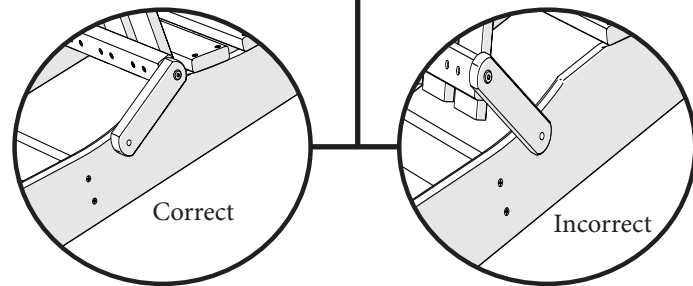
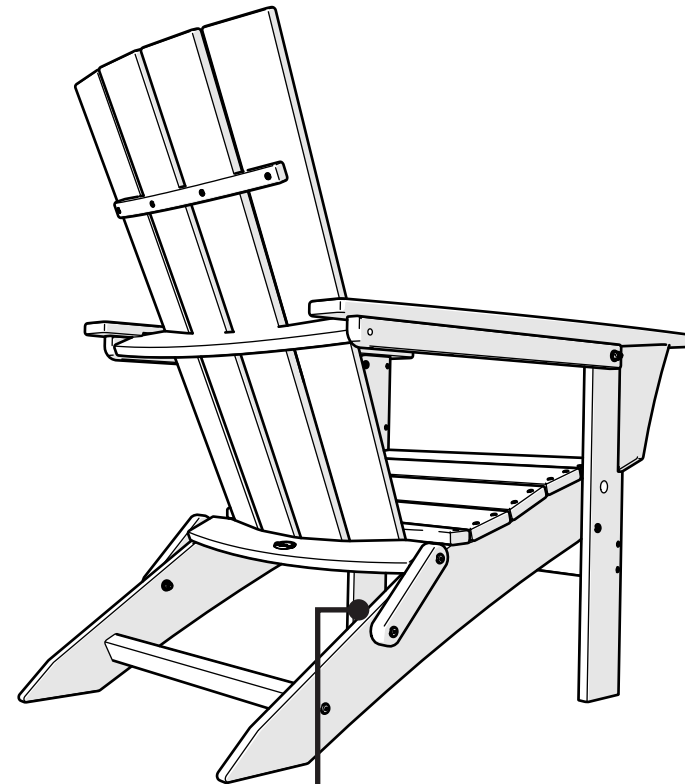
Adirondack Pin - HDPE

B x 2

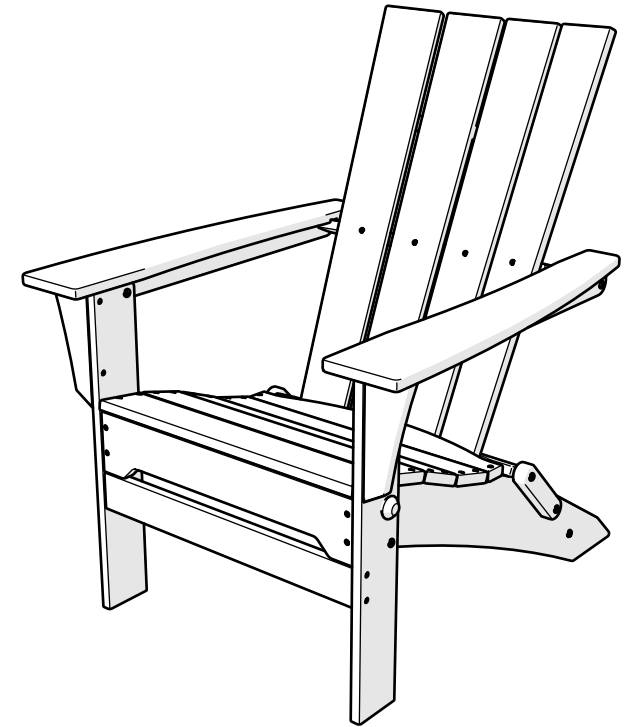
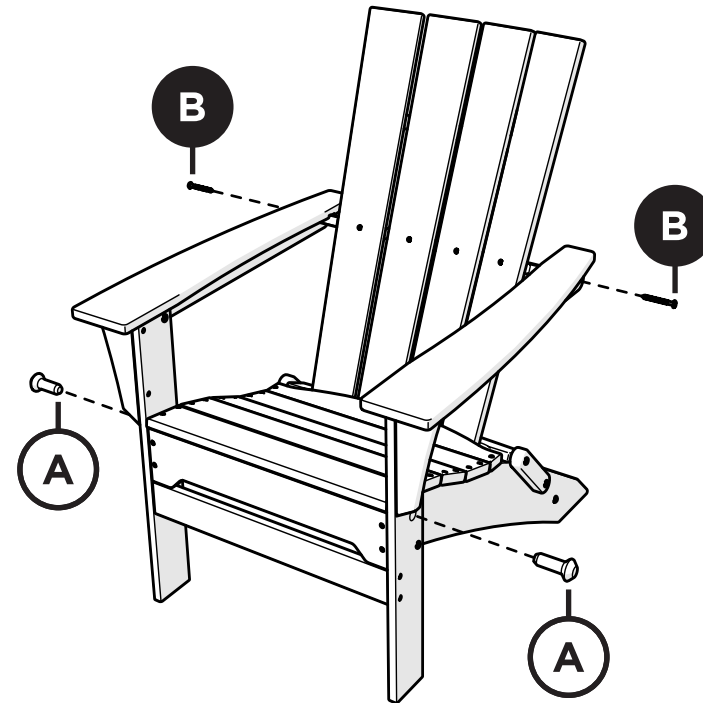


2.5" Screw — H.27X2.5

1



2



Something missing?
Call (833) 665-6300

POLYWOOD

POLYWOOD

Assembly Instructions



..... 20-Year Warranty

To view our full warranty, please visit polywoodoutdoor.com/warranty

Easily register your product using one of the methods below:


Text POLYWOOD to 71403
Receive a link to register online

— or —

Register on our website
register.polywoodoutdoor.com


— or —

Send a Picture
Take a photo of the icon below and text it to 71403 (US only)



NO ASSEMBLY REQUIRED

MNT18
Newport 18" Side Table





..... Having Trouble?

If you have questions or concerns regarding assembly instructions or missing parts, please contact us at **(833) 665-6300** or email support@polywoodoutdoor.com



..... Share your space

We love to see where our furniture ends up — snap a pic and share it on Instagram or Facebook!
#polywood



..... Watch & Learn

For assembly videos and more, visit [youtube.com/polywood](https://www.youtube.com/polywood)



..... Cleaning Tips

Even POLYWOOD gets dirty — here are some ways to help keep it clean:

For a quick clean:

Simply wipe down with soap and water.

For a deeper clean:

You'll need:

- » 1/3 bleach and 2/3 water solution
- » clean cloth
- » soft bristle brush

Wipe on solution with your cloth and let it sit on the lumber for a few minutes (this will not affect the color). Then, loosen any dirt and debris that may catch in surface grooves with a soft bristle brush; hose down to rinse.