



## 20-year warranty

View our full warranty:

[polywoodoutdoor.com/warranty](https://polywoodoutdoor.com/warranty)



## Having trouble?

If you have questions or concerns regarding assembly instructions or missing parts, please contact us at

[hello@polywoodoutdoor.com](mailto:hello@polywoodoutdoor.com)

or (833) 665-6300



## Cleaning tips

### For a Quick Clean:

Simply wipe down with soap and water.

### For a Deep Clean:

Wipe on  $\frac{1}{3}$  bleach and  $\frac{2}{3}$  water solution with a clean cloth and let it sit on the lumber for a few minutes (this will not affect the color). Then, loosen any dirt and debris that may catch in surface grooves with a soft bristle brush; hose down to rinse.

### For a High-Power Clean:

Use a pressure power washer (not exceeding 1,500 psi) to spray off dirt and debris. Apply a  $\frac{1}{3}$  bleach and  $\frac{2}{3}$  water solution and scrub with a soft-bristle brush. Hose down to rinse.

# POLYWOOD

## Assembly Instructions



# L1D83, L1R83, L1B83

## For Use With Rectangle Plank Tables-PL83

# Thank You

Thank you for choosing POLYWOOD!  
We hope our furniture helps create a gathering place for you and your loved ones to enjoy for many years to come!



## Reach Out

Let us know how we're doing:

[hello@polywoodoutdoor.com](mailto:hello@polywoodoutdoor.com)

(833) 665-6300



## Stay Connected

Be the first to hear about new products, giveaways, and more by signing up for our email list: [polywoodoutdoor.com/subscribe](https://polywoodoutdoor.com/subscribe)



## Watch & Learn

For assembly tips and videos visit:

[polywoodoutdoor.com/assembly](https://polywoodoutdoor.com/assembly)

## Share your space

We love to see where our furniture ends up — snap a pic and tag it on Instagram or Facebook for your chance to be featured on our social channels!

**#polywood #rethinkoutdoor**



[facebook.com/polywoodoutdoor](https://facebook.com/polywoodoutdoor)




[@POLYWOOD](https://www.instagram.com/POLYWOOD)



[pinterest.com/polywood](https://pinterest.com/polywood)



[youtube.com/polywood](https://youtube.com/polywood)



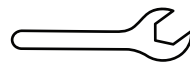
## Did you know?

POLYWOOD was the original outdoor furniture made from recycled materials.

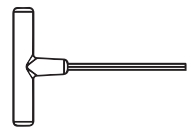
Learn more about our story:

[genuinePOLYWOOD.com](https://genuinePOLYWOOD.com)

TOOLS

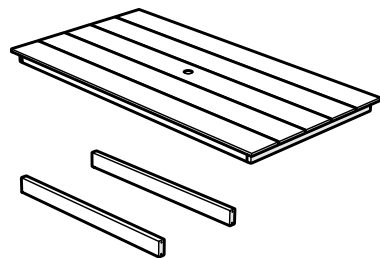


3/8" wrench  
(not included)



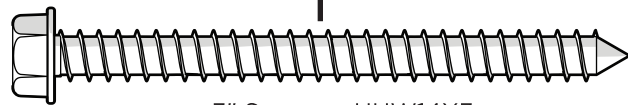
4mm T-handle  
hex key (included)

PARTS



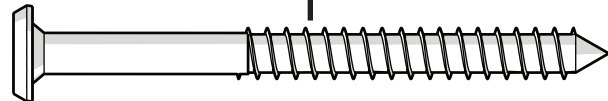
Separate box

**A** x 8



3" Screw — HHW14X3

**B** x 8

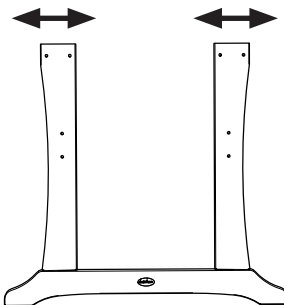
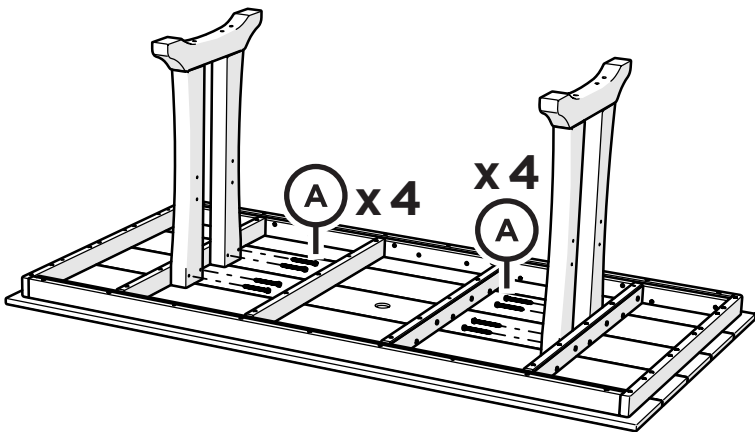


3" Screw — H.27X3

Something missing?  
Call (833) 665-6300

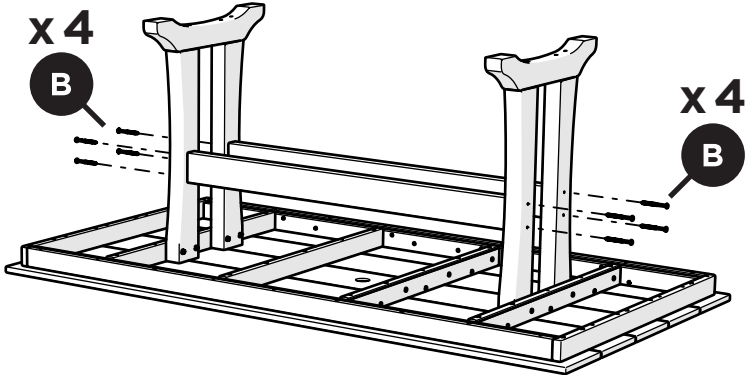
1

Align each screw with a  
pilot hole and partially  
thread by hand before  
fully tightening

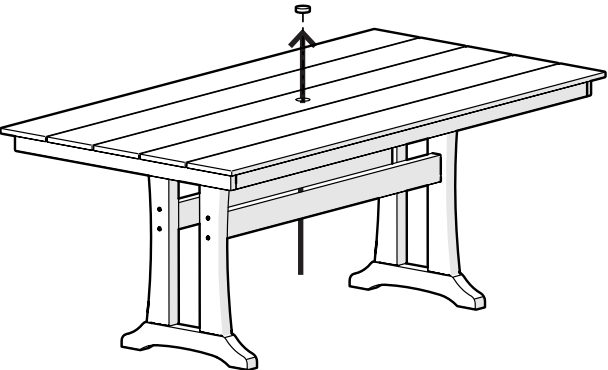


If legs have  
relaxed during  
transit, they  
may be guided  
into pilot hole  
alignment

2




Removable  
table plug



POLYWOOD

# POLYWOOD

## Assembly Instructions



1. Unfold chair
2. Remove shipping caps from rear brackets

## NCH38 Nautical Highback Chair

[polywoodoutdoor.com](http://polywoodoutdoor.com)

# Thank You

Thank you for choosing POLYWOOD!  
We hope our furniture helps create a gathering place for you and your loved ones to enjoy for many years to come!



### Reach Out

Let us know how we're doing:  
[hello@polywoodoutdoor.com](mailto:hello@polywoodoutdoor.com)  
(833) 665-6300



### Stay Connected

Be the first to hear about new products, giveaways, and more by signing up for our email list: [polywoodoutdoor.com/subscribe](http://polywoodoutdoor.com/subscribe)



### Watch & Learn

For assembly tips and videos visit:  
[polywoodoutdoor.com/assembly](http://polywoodoutdoor.com/assembly)

## Share your space

We love to see where our furniture ends up — snap a pic and tag it on Instagram or Facebook for your chance to be featured on our social channels!

**#polywood #rethinkoutdoor**



[facebook.com/polywoodoutdoor](https://facebook.com/polywoodoutdoor)




[@POLYWOOD](https://www.instagram.com/POLYWOOD)



[pinterest.com/polywood](https://pinterest.com/polywood)



[youtube.com/polywood](https://youtube.com/polywood)



## Did you know?

POLYWOOD was the original outdoor furniture made from recycled materials.

Learn more about our story:  
**[genuinePOLYWOOD.com](https://genuinePOLYWOOD.com)**



## 20-year warranty

View our full warranty:

**[polywoodoutdoor.com/warranty](https://polywoodoutdoor.com/warranty)**



## Having trouble?

If you have questions or concerns regarding assembly instructions or missing parts, please contact us at **[hello@polywoodoutdoor.com](mailto:hello@polywoodoutdoor.com)** or **(833) 665-6300**



## Cleaning tips

### **For a Quick Clean:**

Simply wipe down with soap and water.

### **For a Deep Clean:**

Wipe on  $\frac{1}{3}$  bleach and  $\frac{2}{3}$  water solution with a clean cloth and let it sit on the lumber for a few minutes (this will not affect the color). Then, loosen any dirt and debris that may catch in surface grooves with a soft bristle brush; hose down to rinse.

### **For a High-Power Clean:**

Use a pressure power washer (not exceeding 1,500 psi) to spray off dirt and debris. Apply a  $\frac{1}{3}$  bleach and  $\frac{2}{3}$  water solution and scrub with a soft-bristle brush. Hose down to rinse.