



20-Year Warranty

Great news! Your POLYWOOD warranty is already activated, no need to send anything in. Located on the bottom of each item is a sticker with a serial number. **Please keep this number for your records.**

View our full warranty:
polywood.com/warranty



Cleaning Tips

For a Quick Clean:

Simply wipe down with soap and water.

For a Deep Clean:

Wipe on $\frac{1}{3}$ bleach and $\frac{2}{3}$ water solution with a clean cloth and let it sit on the lumber for a few minutes (this will not affect the color). Then, loosen any dirt and debris that may catch in surface grooves with a soft bristle brush; hose down to rinse.

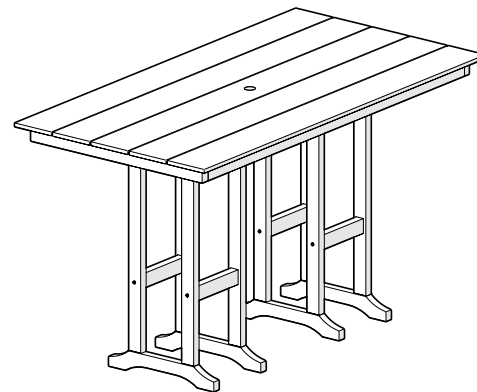
For a High-Power Clean:

Use a pressure power washer (not exceeding 1,500 psi) to spray off dirt and debris. Apply a $\frac{1}{3}$ bleach and $\frac{2}{3}$ water solution and scrub with a soft bristle brush. Hose down to rinse.

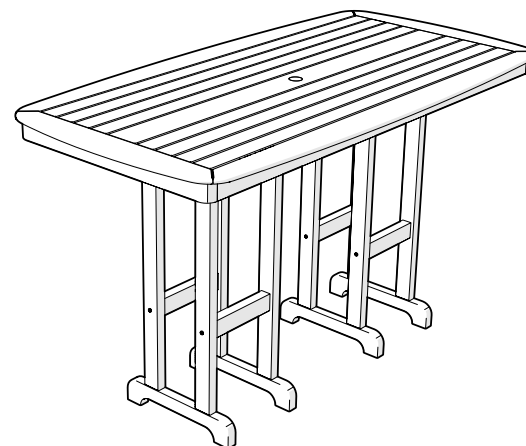
POLYWOOD®

Assembly Instructions

PWLB2 Leg Kit



FBT3772 Farmhouse 37" X 72" Bar Table



NCBT3772 Nautical 37" X 72" Bar Table

polywood.com

Thank You

Thank you for choosing POLYWOOD!
We hope your new furniture helps create a gathering place for you and your loved ones to enjoy for many years to come!



Join the POLYWOOD Community

Sign up at:
polywood.com/welcome

You'll be the first to hear about new product launches, giveaways, special offers, and more!



We're Always Here For You

If you have questions regarding assembly instructions, warranty claims, or missing parts, please visit our Help Center at
help.polywood.com



Watch & Learn

For assembly tips and videos visit:
polywood.com/assembly

Share Your Space

We love to see your furniture at home — share a photo or video and tag us for your chance to be featured!

#polywood



@POLYWOOD



pinterest.com/polywood




youtube.com/polywood



facebook.com/polywoodoutdoor

Join thousands of fans in our
Outdoor Living Community!
facebook.com/groups/polywoodoutdoorliving

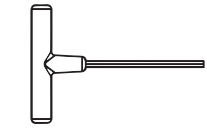


Did You Know?

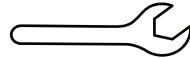
Our long-lasting furniture is made using plastics that could otherwise pollute oceans and overwhelm landfills — and it can also be recycled when the time comes. Better for the planet, better for all.

Learn more about our story:
genuinePOLYWOOD.com

TOOLS

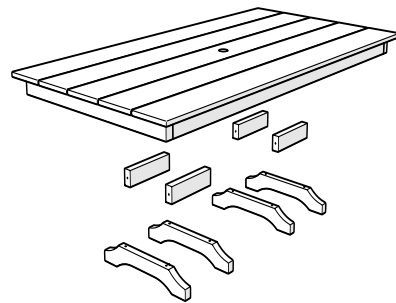


4mm T-handle
hex key (included)

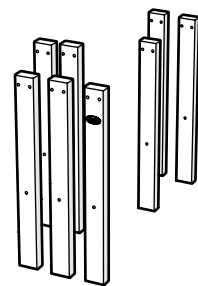


3/8" wrench
(not included)

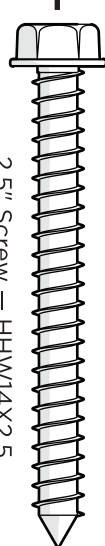
PARTS



Separate box

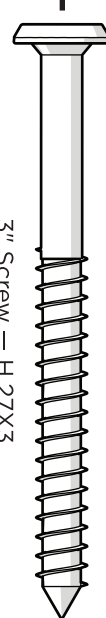


A x16



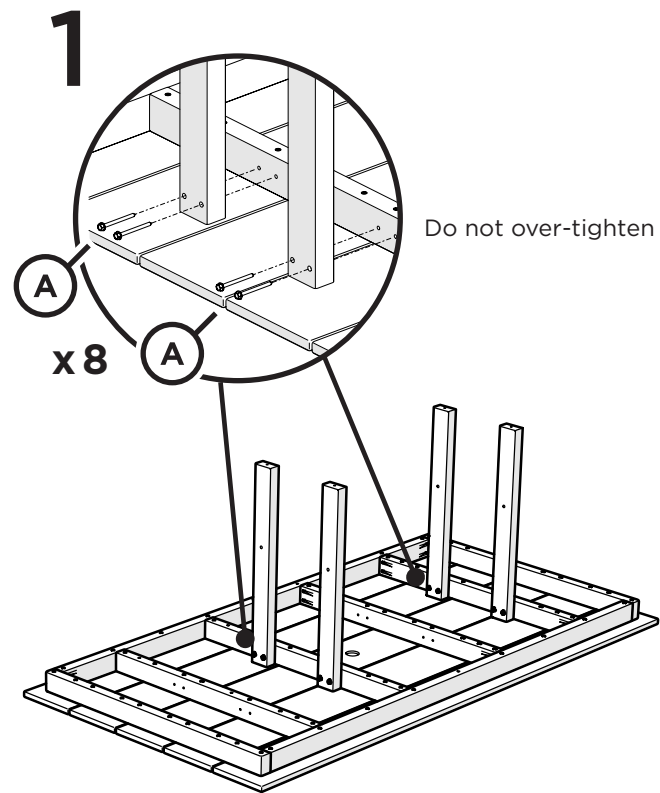
2.5" Screw — HHW14X2.5

B x16

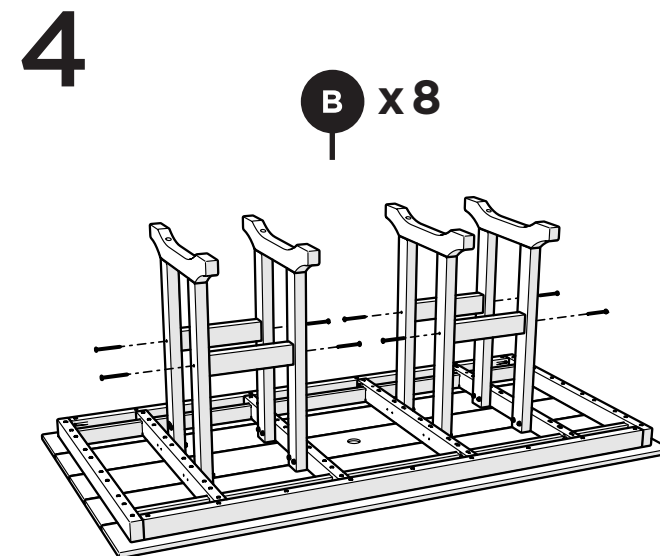
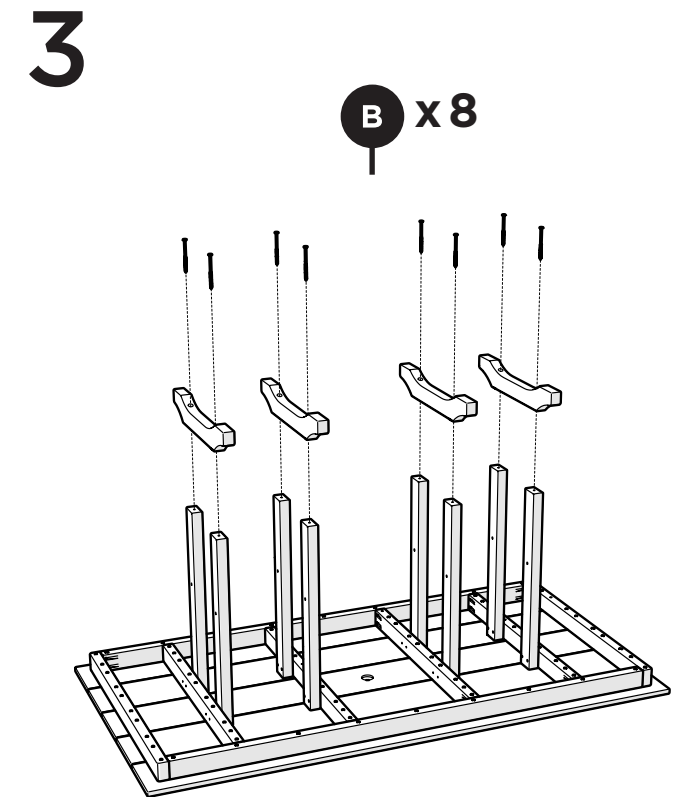
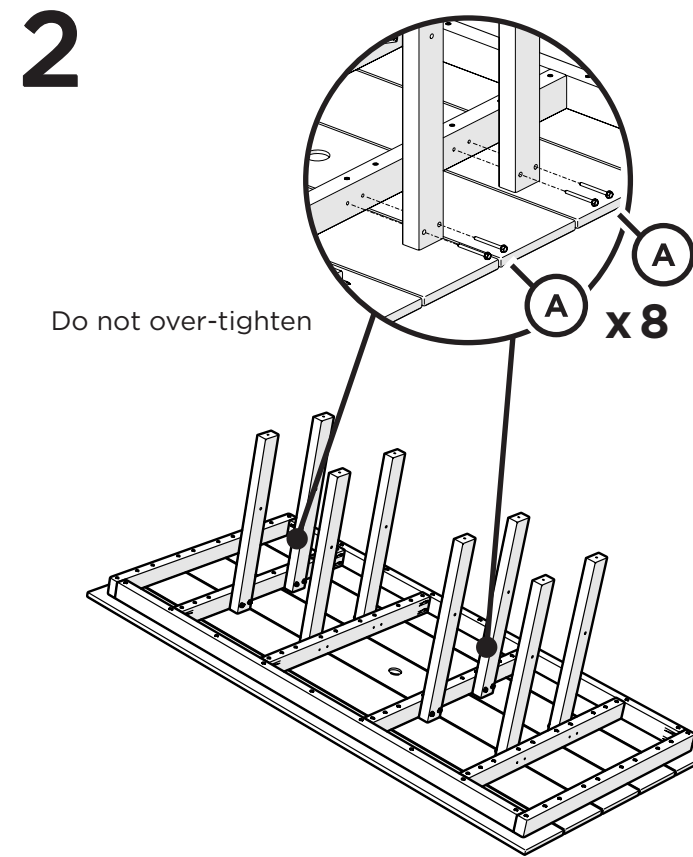


3" Screw — H.27X3

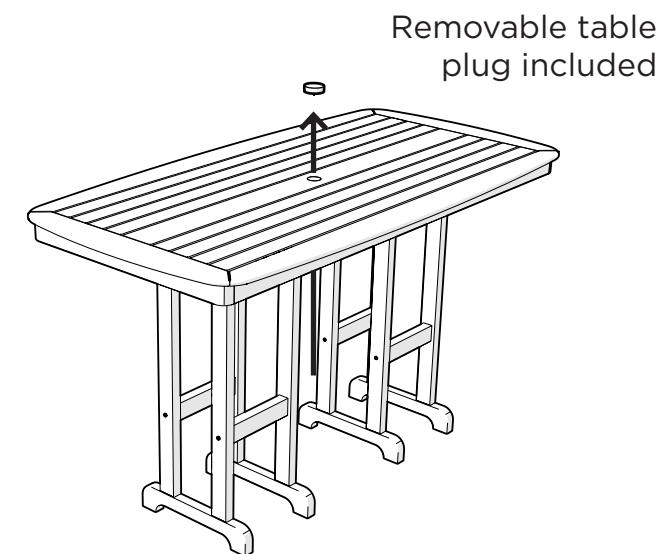
Something missing?
Visit help.polywood.com



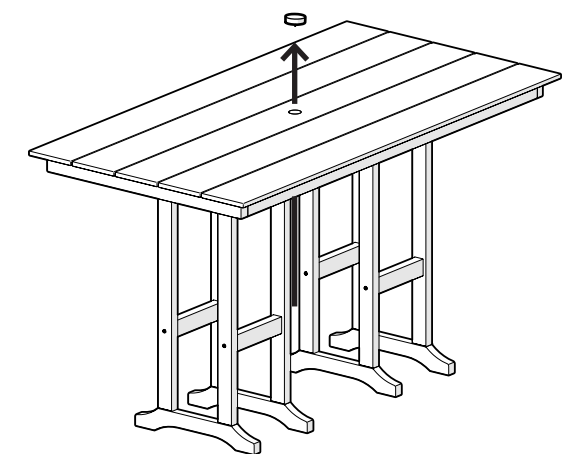
FDT3772 shown for parts and assembly



Remove protective plastic
film from the logo medallion.



NCBT3772




FBT3772

POLYWOOD®

POLYWOOD®

Assembly Instructions



Remove protective plastic film from the logo medallion.

NO ASSEMBLY REQUIRED

DJ475D102

**Savanna Bar
Side Chair**



20-Year Warranty

Great news! Your POLYWOOD warranty is already activated, no need to send anything in. Located on the bottom of each item is a sticker with a serial number. **Please keep this number for your records.**

View our full warranty:
polywood.com/warranty



Cleaning Tips

For a Quick Clean:

Simply wipe down with soap and water.

For a Deep Clean:

Wipe on $\frac{1}{3}$ bleach and $\frac{2}{3}$ water solution with a clean cloth and let it sit on the lumber for a few minutes (this will not affect the color). Then, loosen any dirt and debris that may catch in surface grooves with a soft bristle brush; hose down to rinse.

For a High-Power Clean:

Use a pressure power washer (not exceeding 1,500 psi) to spray off dirt and debris. Apply a $\frac{1}{3}$ bleach and $\frac{2}{3}$ water solution and scrub with a soft bristle brush. Hose down to rinse.

Thank You

Thank you for choosing POLYWOOD!
We hope your new furniture helps create a
gathering place for you and your loved ones
to enjoy for many years to come!



Join the POLYWOOD Community

Sign up at:
polywood.com/welcome

You'll be the first to hear about new product
launches, giveaways, special offers, and more!



We're Always Here For You

If you have questions regarding assembly
instructions, warranty claims, or missing parts,
please visit our Help Center at
help.polywood.com



Watch & Learn

For assembly tips and videos visit:
polywood.com/assembly

Share Your Space

We love to see your furniture at home
— share a photo or video and tag us
on Instagram or Facebook for your
chance to be featured!

#polywood



@POLYWOOD



pinterest.com/polywood



youtube.com/polywood



facebook.com/polywoodoutdoor

Join thousands of fans in our
Outdoor Living Community!
facebook.com/groups/polywoodoutdoorliving




Did You Know?

Our long-lasting furniture is made using
plastics that could otherwise pollute oceans
and overwhelm landfills — and it can also be
recycled when the time comes. Better for
the planet, better for all.

Learn more about our story:
genuinePOLYWOOD.com

POLYWOOD®

Assembly Instructions



Remove protective plastic film from the logo medallion.

NO ASSEMBLY REQUIRED

DJ475D202

**Savanna Bar
Arm Chair**



20-Year Warranty

Great news! Your POLYWOOD warranty is already activated, no need to send anything in. Located on the bottom of each item is a sticker with a serial number. **Please keep this number for your records.**

View our full warranty:
polywood.com/warranty



Cleaning Tips

For a Quick Clean:

Simply wipe down with soap and water.

For a Deep Clean:

Wipe on $\frac{1}{3}$ bleach and $\frac{2}{3}$ water solution with a clean cloth and let it sit on the lumber for a few minutes (this will not affect the color). Then, loosen any dirt and debris that may catch in surface grooves with a soft bristle brush; hose down to rinse.

For a High-Power Clean:

Use a pressure power washer (not exceeding 1,500 psi) to spray off dirt and debris. Apply a $\frac{1}{3}$ bleach and $\frac{2}{3}$ water solution and scrub with a soft bristle brush. Hose down to rinse.

Thank You

Thank you for choosing POLYWOOD!
We hope your new furniture helps create a
gathering place for you and your loved ones
to enjoy for many years to come!



Join the POLYWOOD Community

Sign up at:
polywood.com/welcome

You'll be the first to hear about new product
launches, giveaways, special offers, and more!



We're Always Here For You

If you have questions regarding assembly
instructions, warranty claims, or missing parts,
please visit our Help Center at
help.polywood.com



Watch & Learn

For assembly tips and videos visit:
polywood.com/assembly

Share Your Space

We love to see your furniture at home
— share a photo or video and tag us
on Instagram or Facebook for your
chance to be featured!

#polywood



@POLYWOOD



pinterest.com/polywood




youtube.com/polywood



facebook.com/polywoodoutdoor

Join thousands of fans in our
Outdoor Living Community!
facebook.com/groups/polywoodoutdoorliving



Did You Know?

Our long-lasting furniture is made using
plastics that could otherwise pollute oceans
and overwhelm landfills — and it can also be
recycled when the time comes. Better for
the planet, better for all.

Learn more about our story:
genuinePOLYWOOD.com