



## 20-year warranty

Great news! Your POLYWOOD warranty is already activated, no need to send anything in. Located on the bottom of each item is a sticker with a serial number. **Please keep this number for your records.**

View our full warranty:  
[polywood.com/warranty](https://polywood.com/warranty)



## Having trouble?

If you have questions or concerns regarding assembly instructions or missing parts, please visit [help.polywood.com](https://help.polywood.com) or live chat with our Customer Experience Team on [polywood.com](https://polywood.com).



## Cleaning tips

### For a Quick Clean:

Simply wipe down with soap and water.

### For a Deep Clean:

Wipe on  $\frac{1}{3}$  bleach and  $\frac{2}{3}$  water solution with a clean cloth and let it sit on the lumber for a few minutes (this will not affect the color). Then, loosen any dirt and debris that may catch in surface grooves with a soft bristle brush; hose down to rinse.

### For a High-Power Clean:

Use a pressure power washer (not exceeding 1,500 psi) to spray off dirt and debris. Apply a  $\frac{1}{3}$  bleach and  $\frac{2}{3}$  water solution and scrub with a soft bristle brush. Hose down to rinse.

# POLYWOOD®

## Assembly Instructions



Nautical Chaise  
NAC2280, NAC2280-1



Nautical Chaise with Wheels  
NAW2280

# Thank You

Thank you for choosing POLYWOOD!  
We hope your new furniture helps create a gathering place for you and your loved ones to enjoy for many years to come!



## Join the POLYWOOD Owner's Community

Sign up at:  
[polywood.com/welcome](https://polywood.com/welcome)

As a POLYWOOD Owner, you'll be among the first to access exclusive information about new product launches, special promotions, and giveaways.



## Reach Out

Questions? Please contact us:  
**Live Chat on [polywood.com](https://polywood.com)**  
[hello@polywood.com](mailto:hello@polywood.com)  
(855) 935-5550



## Watch & Learn

For assembly tips and videos visit:  
[polywood.com/assembly](https://polywood.com/assembly)

## Share your space

We love to see where your furniture ends up — snap a pic and tag it on Instagram or Facebook for your chance to be featured on our social channels!  
**#polywood #loveyouroutdoors**



[facebook.com/polywoodoutdoor](https://facebook.com/polywoodoutdoor)




[@POLYWOOD](https://www.instagram.com/POLYWOOD)



[pinterest.com/polywood](https://pinterest.com/polywood)



[youtube.com/polywood](https://youtube.com/polywood)

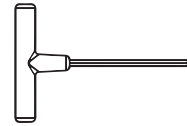


## Did you know?

On average, POLYWOOD recycles up to 400,000 milk jugs a day!

Learn more about our story:  
[genuinePOLYWOOD.com](https://genuinePOLYWOOD.com)

## TOOLS




4mm T-handle  
hex key (included)

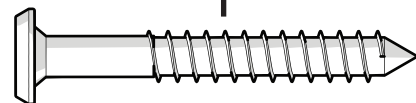


4mm hex key  
(included)

## PARTS

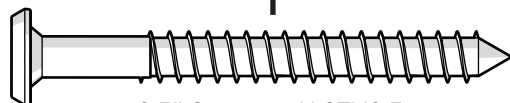


**A** x12



2" Screw — H.27X2

**B** x8



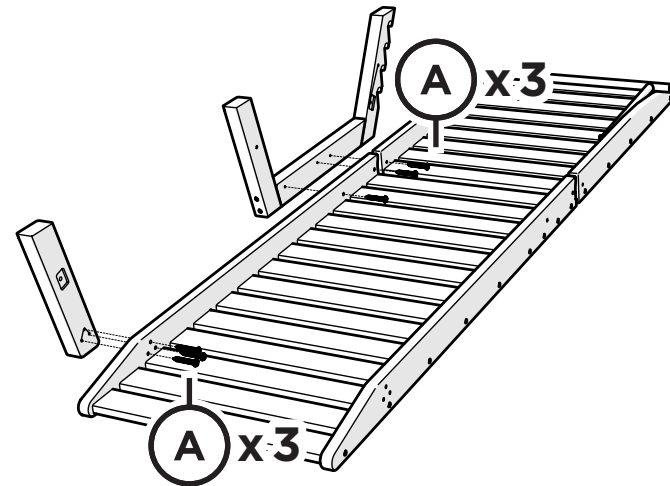
2.5" Screw — H.27X2.5

Something missing?  
Visit [help.polywood.com](http://help.polywood.com)

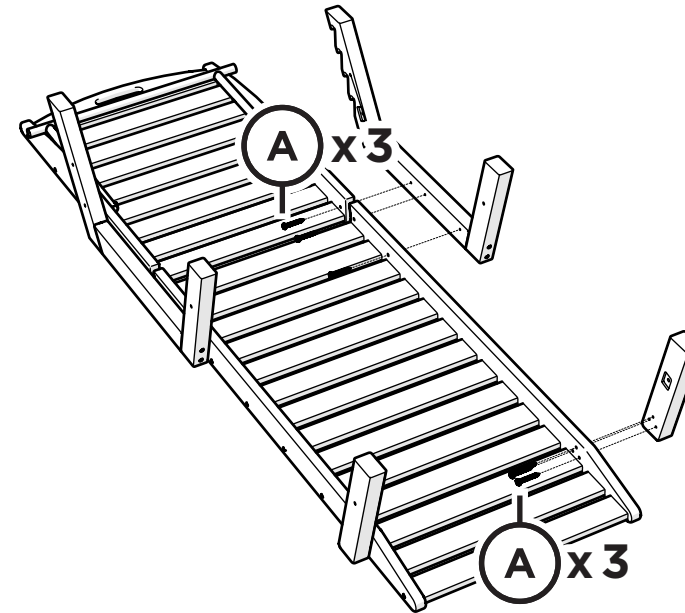
1

**Learn more:**  
Video: POLYWOOD Chaise Lounge  
Assembly Video

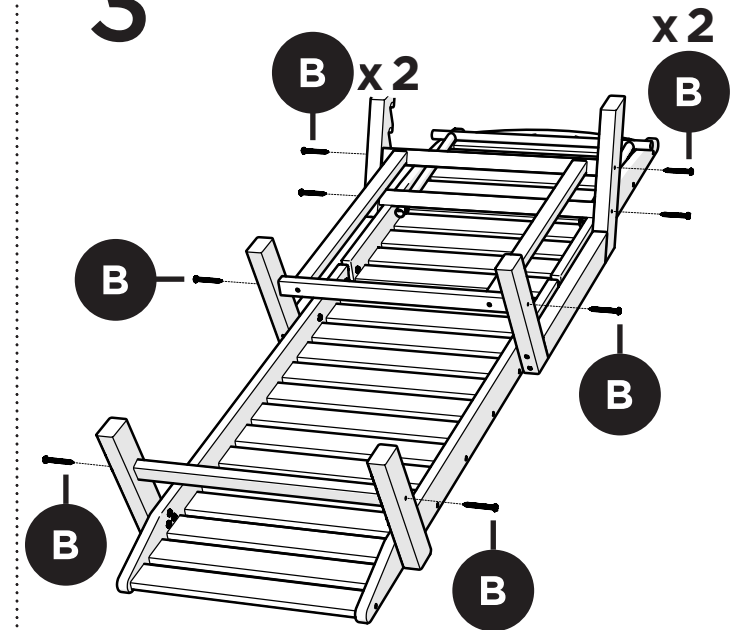
Some may find this easier  
to assemble with a friend



2



3



Front legs will have some camber  
until weight is applied

**POLYWOOD**